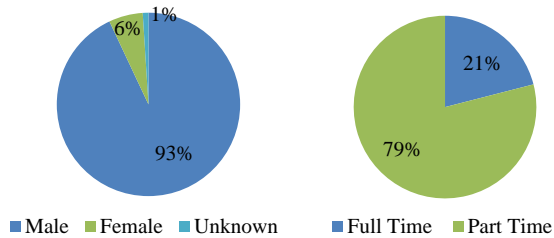


# Machine Tool Technology At A Glance 2017

## Enrollment

Unduplicated Head Count 2017 .....	331
Unduplicated Head Count 2016 .....	347
Unduplicated Head Count 2015 .....	359



## Demographics

White .....	46%
Black or African American .....	17%
Asian .....	31%
Hispanic .....	4%
American Indian or Alaska Native .....	0%
Hawaiian or Pacific Islander .....	0%
Two or More Races .....	1%
Nonresident Alien .....	0%
Unknown .....	2%

Under-represented .....	71%
Average Age .....	30.8

## Courses Offered

Online .....	0
Blended .....	0
Classroom .....	145

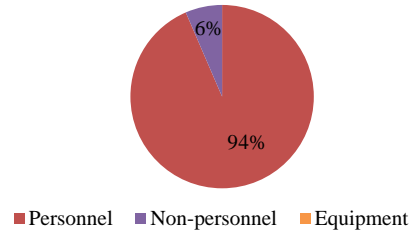
Start before 3 p.m. ....	24%
Starts 3 p.m. or after and/or Weekend .....	47%
Online. ....	0%
Arranged .....	28%

## Staffing

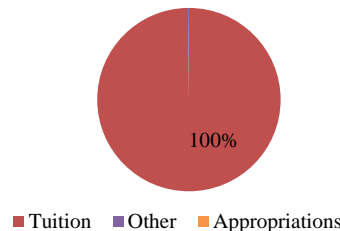
Full Time Faculty .....	3
Part Time/Adjunct .....	9

FYE/FTE Ratio			
Year	FYE	FTE	Ratio
FY 2017	141.87	7.19	19.74
FY 2016	126.47	6.11	20.70
FY 2015	144.90	6.84	21.18

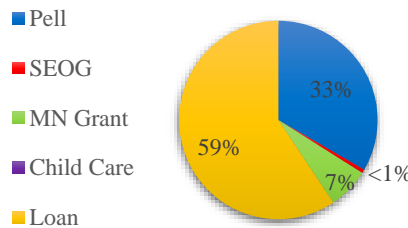
## Expenditures



## Revenue (Negative percentages not included. Values may be rounded.)



## Financial Aid



Financial Aid Recipients .....	48.9%
Average Financial Aid Amount .....	\$6,364



**Hennepin Technical College**  
A member of  
Minnesota State

## Award Types Available

- A.A.S.
  - Computer Numerical Control (CNC) Technician
  - Tool and Die/Moldmaking
- Diploma
  - Computer Numerical Control (CNC) Technician
  - Tool and Die/Moldmaking
- Advanced Technical Certificate
  - Computer Numerical Control (CNC) Setup Technician
  - CNC Swiss Turning Center Technician
- Occupational Certificate
  - CNC Operator
  - Quality Assurance

## Points of Interest

- Manual and computer-driven machine tools
- CNC programming
- Quality assurance
- Swiss tuning machines
- Tool and Die/Moldmaking
- Robotics