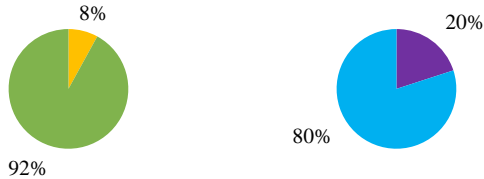


Medical Assistant At A Glance 2015

Student Demographics

Enrollment

Unduplicated Head Count 2015	136
Unduplicated Head Count 2014	178
Unduplicated Head Count 2013	186



Average Age.....28.4

Race/Ethnicity

White.....	49%
Black or African American	23%
American Indian or Alaska Native.....	0%
Asian	9%
Native Hawaiian or Pacific Islander	0%
Two or More Races.....	6%
Nonresident Alien	1%
Hispanic	12%
Unknown.....	1%

Under-represented.....**80%**

Schedule

Time of Day

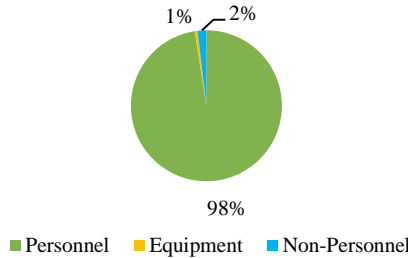
Start before 3 p.m.....	100%
Starts 3 p.m. or after and/or Weekend.....	0%

Program Data

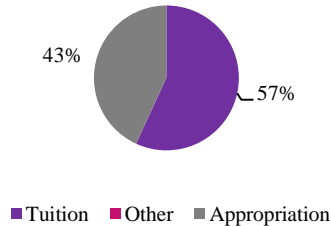
Employees	Headcount	FTE
Fulltime Faculty	1	1.03
Part-time/Adjunct	3	1.03

FYE/FTE Ratio			
Year	FYE	FTE	Ratio
FY 2015	23.93	2.06	11.62
FY 2014	32.00	2.44	13.13
FY 2013	48.37	2.69	18.00

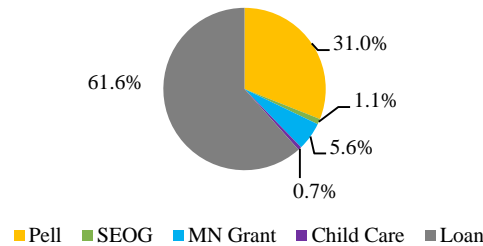
Expenditures



Revenue (Negative percentages not included. Values may be rounded.)



Financial Aid



Financial Aid Recipients	66.2%
Average Financial Aid Amount.....	\$7,262



Award Types Available 2016

- A.A.S.
- Medical Assistant

Desire2Learn

- Online (1)
- Blended (17)
- Face-to-Face (2)

Points of Interest

- A.A.S. Option
- Offered at Eden Prairie Campus
- Industry aligned state-of-the-art clinical lab
- Clinic Externship Experience
- Program accredited by Commission on Accreditation of Allied Health Education Programs (CAAHEP)