

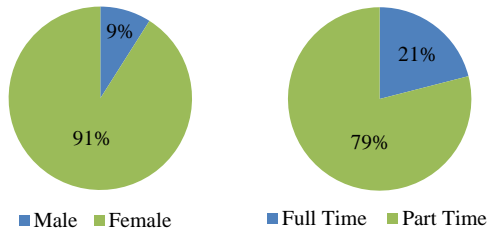
# Medical Assistant At A Glance 2016



**Hennepin Technical College**  
A member of  
Minnesota State

## Enrollment

Unduplicated Head Count 2016..... 129  
Unduplicated Head Count 2015..... 136  
Unduplicated Head Count 2014..... 178



## Demographics

White.....44%  
Black or African American.....22%  
Asian.....12%  
Hispanic.....16%  
American Indian or Alaska Native.....0%  
Hawaiian or Pacific Islander.....0%  
Two or More Races.....4%  
Nonresident Alien.....0%  
Unknown.....2%

Under-represented.....83%  
Average Age.....28.3

## Courses Offered

Online.....1  
Blended.....17  
Classroom.....3

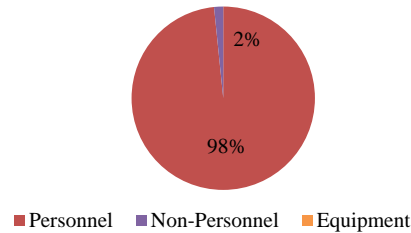
Start before 3 p.m.....100%  
Starts 3 p.m. or after and/or Weekend.....0%

## Staffing

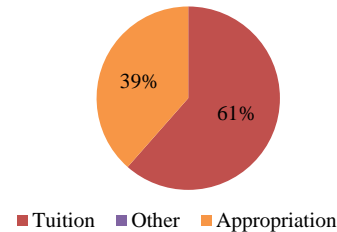
Full Time Faculty.....2  
Part Time/Adjunct.....3

FYE/FTE Ratio			
Year	FYE	FTE	Ratio
FY 2016	38.80	2.77	14.00
FY 2015	23.93	2.06	11.62
FY 2014	32.00	2.44	13.13

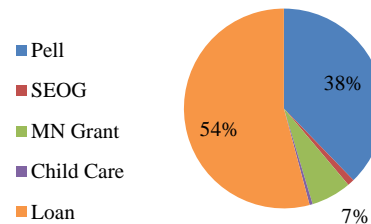
## Expenditures



## Revenue (Negative percentages not included. Values may be rounded.)



## Financial Aid



Financial Aid Recipients.....62.8%  
Average Financial Aid Amount.....\$6,490

## Award Types Available

- A.A.S.
- Medical Assistant

## Points of Interest

- A.A.S. Option
- Offered at Eden Prairie Campus
- Industry aligned state-of-the-art clinical lab
- Clinic Externship Experience
- Program accredited by Commission on Accreditation of Allied Health Education Programs (CAAHEP)