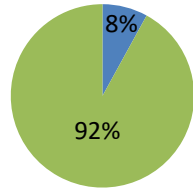


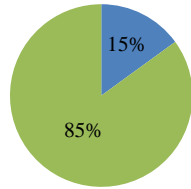
Medical Assistant At A Glance 2017

Enrollment

Unduplicated Head Count 2017 118
 Unduplicated Head Count 2016 129
 Unduplicated Head Count 2015 136



■ Male ■ Female



■ Full Time ■ Part Time

Demographics

White 46%
 Black or African American 19%
 Asian 11%
 Hispanic 17%
 American Indian or Alaska Native 1%
 Hawaiian or Pacific Islander 0%
 Two or More Races 3%
 Nonresident Alien 0%
 Unknown 3%

Under-represented 89%
 Average Age 27.9

Courses Offered

Online 2
 Blended 19
 Classroom 1

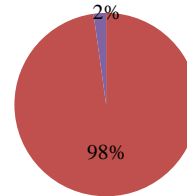
Start before 3 p.m. 91%
 Starts 3 p.m. or after and/or Weekend 0%
 Online 9%
 Arranged 0%

Staffing

Full Time Faculty 1
 Part Time/Adjunct 5

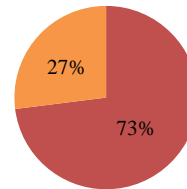
FYE/FTE Ratio			
Year	FYE	FTE	Ratio
FY 2017	33.47	2.26	14.80
FY 2016	38.80	2.77	14.00
FY 2015	23.93	2.06	11.62

Expenditures



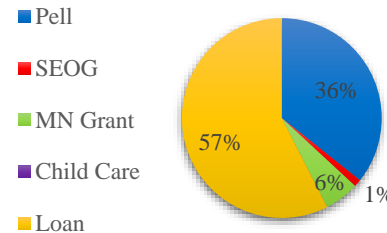
■ Personnel ■ Non-personnel ■ Equipment

Revenue (Negative percentages not included. Values may be rounded.)



■ Tuition ■ Other ■ Appropriations

Financial Aid



■ Pell
 ■ SEOG
 ■ MN Grant
 ■ Child Care
 ■ Loan

Financial Aid Recipients 62.7%
 Average Financial Aid Amount \$6,880



Hennepin Technical College
 A member of
 Minnesota State

Award Types Available

- A.A.S.
- Medical Assistant

Points of Interest

- A.A.S. Option
- Offered at Eden Prairie Campus
- Industry aligned state-of-the-art clinical lab
- Clinic Externship Experience
- Program accredited by Commission on Accreditation of Allied Health Education Programs (CAAHEP)