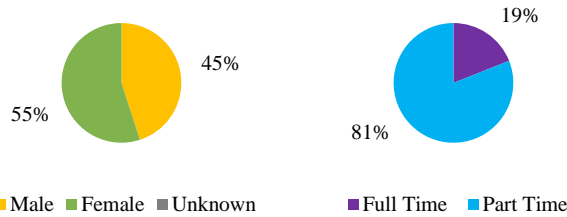


Graphic Design At A Glance 2015

Student Demographics

Enrollment

Unduplicated Head Count 2015	175
Unduplicated Head Count 2014	188
Unduplicated Head Count 2013	219



Average Age.....30.6

Race/Ethnicity

White.....	70%
Black or African American	8%
American Indian or Alaska Native.....	0%
Asian	7%
Native Hawaiian or Pacific Islander	1%
Two or More Races.....	5%
Nonresident Alien	1%
Hispanic	6%
Unknown.....	2%
Under-represented	62%

Schedule

Time of Day

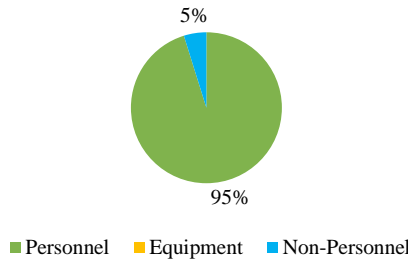
Start before 3 p.m.....	65%
Starts 3 p.m. or after and/or Weekend.....	35%

Program Data

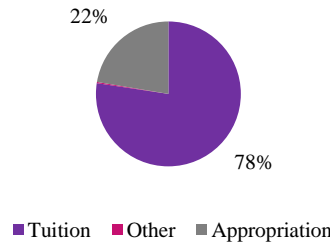
Employees	Headcount	FTE
Fulltime Faculty	3	3.24
Part-time/Adjunct	4	0.75

FYE/FTE Ratio			
Year	FYE	FTE	Ratio
FY 2015	63.97	3.99	16.03
FY 2014	64.50	3.80	16.97
FY 2013	69.57	4.09	17.01

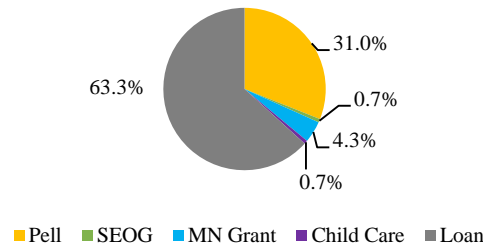
Expenditures



Revenue (Negative percentages not included. Values may be rounded.)



Financial Aid



Financial Aid Recipients	58.9%
Average Financial Aid Amount.....	\$.6,735



Hennepin Technical College[®] Universities System.

A member of the
Minnesota State
Colleges and

Award Types Available 2016

- A.A.S.
 - Graphic Design: Creative
 - Graphic Design: Web Design
- Diploma
 - Graphic Design: Creative
 - Graphic Design: Production
 - Graphic Design: Web Design
- Occupational Certificate
 - Basic Web Technologies
 - Production Technician for Digital Publishing

Desire2Learn

- Online (0)
- Blended (0)
- Face-to-Face (51)

Points of Interest

- Day and evening courses
- Uses most current software versions
- Highly qualified faculty
- Option of creative or production emphasis training