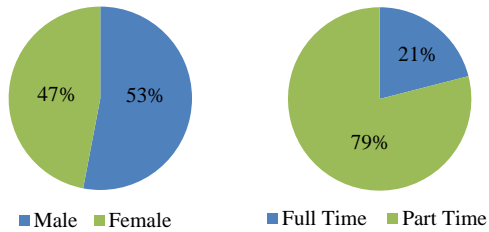


Graphic Design At A Glance 2016

Enrollment

Unduplicated Head Count 2016..... 154
 Unduplicated Head Count 2015..... 175
 Unduplicated Head Count 2014..... 188



Demographics

White.....62%
 Black or African American.....12%
 Asian.....7%
 Hispanic.....10%
 American Indian or Alaska Native.....1%
 Hawaiian or Pacific Islander.....0%
 Two or More Races.....5%
 Nonresident Alien.....2%
 Unknown.....1%

Under-represented.....67%
 Average Age.....28.3

Courses Offered

Online.....0
 Blended.....9
 Classroom.....44

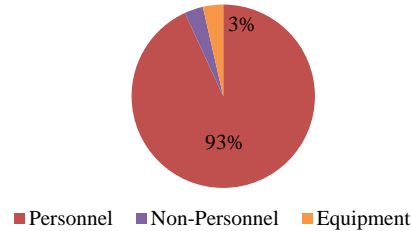
Start before 3 p.m.....69%
 Starts 3 p.m. or after and/or Weekend.....31%

Staffing

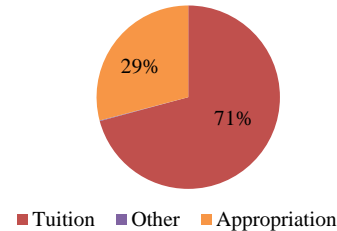
Full Time Faculty.....3
 Part Time/Adjunct.....4

FYE/FTE Ratio			
Year	FYE	FTE	Ratio
FY 2016	63.80	3.84	16.60
FY 2015	63.97	3.99	16.03
FY 2014	64.50	3.80	16.97

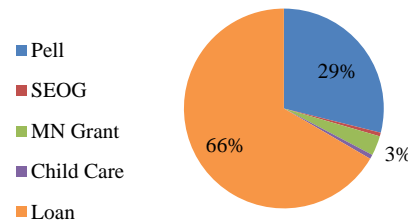
Expenditures



Revenue (Negative percentages not included. Values may be rounded.)



Financial Aid



Financial Aid Recipients.....56.5%
 Average Financial Aid Amount.....\$6,837



Hennepin Technical College
 A member of
 Minnesota State

Award Types Available

- **A.A.S.**
 - Graphic Design: Creative
 - Graphic Design: Web Design
- **Diploma**
 - Graphic Design: Creative
 - Graphic Design: Production
 - Graphic Design: Web Design
- **Occupational Certificate**
 - Basic Web Technologies
 - Production Technician for Digital Publishing

Points of Interest

- Day and evening courses
- Uses most current software versions
- Highly qualified faculty
- Option of creative or production emphasis training