

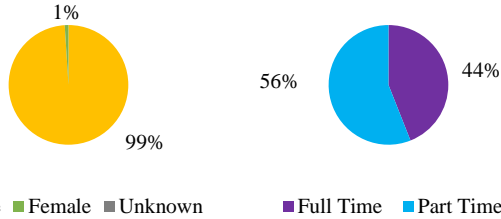
Medium/Heavy Truck Technology

At A Glance 2015

Student Demographics

Enrollment

Unduplicated Head Count 2015	101
Unduplicated Head Count 2014	95
Unduplicated Head Count 2013	91



Average Age..... 24.2

Race/Ethnicity

White.....	83%
Black or African American	7%
American Indian or Alaska Native.....	1%
Asian	2%
Native Hawaiian or Pacific Islander	0%
Two or More Races.....	3%
Nonresident Alien	0%
Hispanic	2%
Unknown.....	2%
Under-represented	54%

Schedule

Time of Day

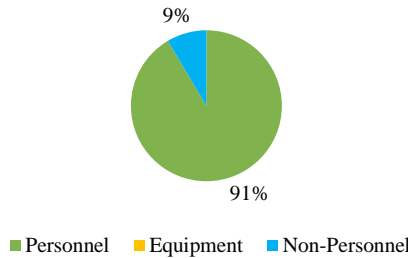
Start before 3 p.m.....	100%
Starts 3 p.m. or after and/or Weekend.....	0%

Program Data

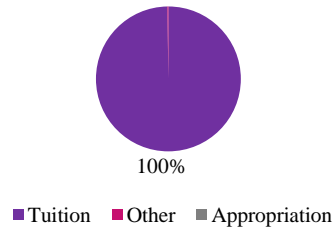
Employees	Headcount	FTE
Fulltime Faculty	2	2.69
Part-time/Adjunct	0	0.00

FYE/FTE Ratio			
Year	FYE	FTE	Ratio
FY 2015	65.73	2.69	24.44
FY 2014	55.97	2.77	20.24
FY 2013	58.80	2.72	21.62

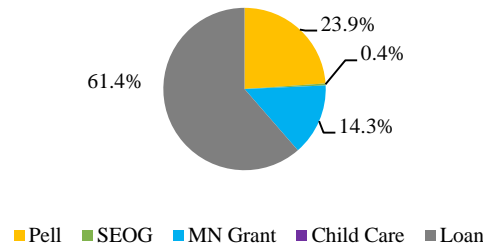
Expenditures



Revenue (Negative percentages not included. Values may be rounded.)



Financial Aid



Financial Aid Recipients	56.4%
Average Financial Aid Amount.....	\$8,119



Award Types Available 2016

- A.A.S.
 - Medium/Heavy Truck Technology
- Diploma
 - Medium/Heavy Drivetrain Technician
 - Medium/Heavy Truck Maintenance Technician

Desire2Learn

- Online (0)
- Blended (0)
- Face-to-Face (20)

Points of Interest

- Industry internships
- NATEF certified
- ASE certified instructors