

Medium/Heavy Truck Technology At A Glance 2016

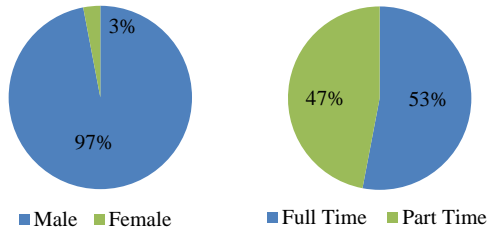
FYE/FTE Ratio			
Year	FYE	FTE	Ratio
FY 2016	55.50	2.10	26.43
FY 2015	65.73	2.69	24.44
FY 2014	55.97	2.77	20.24



Hennepin Technical College
A member of
Minnesota State

Enrollment

Unduplicated Head Count 2016.....	92
Unduplicated Head Count 2015.....	101
Unduplicated Head Count 2014.....	95



Demographics

White.....	77%
Black or African American.....	11%
Asian.....	1%
Hispanic.....	2%
American Indian or Alaska Native.....	1%
Hawaiian or Pacific Islander.....	0%
Two or More Races.....	3%
Nonresident Alien.....	0%
Unknown.....	4%

Under-represented.....	51%
Average Age.....	24.8

Courses Offered

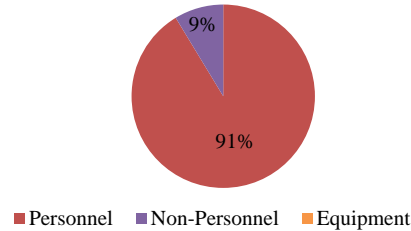
Online.....	0
Blended.....	0
Classroom.....	20

Start before 3 p.m.....	100%
Starts 3 p.m. or after and/or Weekend.....	0%

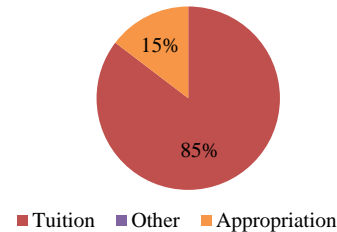
Staffing

Full Time Faculty.....	2
Part Time/Adjunct.....	0

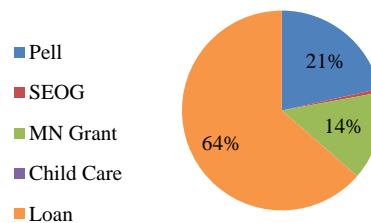
Expenditures



Revenue (Negative percentages not included. Values may be rounded.)



Financial Aid



Financial Aid Recipients.....	53.3%
Average Financial Aid Amount.....	\$9,550

Award Types Available

- A.A.S.
 - Medium/Heavy Truck Technology
- Diploma
 - Medium/Heavy Drivetrain Technician
 - Medium/Heavy Truck Maintenance Technician

Points of Interest

- Industry internships
- NATEF certified
- ASE certified instructors