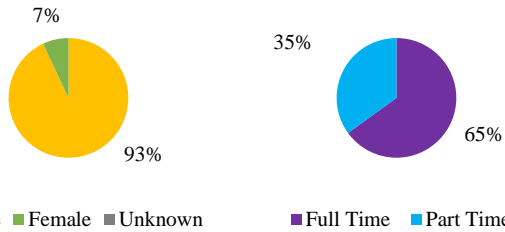


Marine/Motor Sports Technology At A Glance 2015

Student Demographics

Enrollment

Unduplicated Head Count 2015	57
Unduplicated Head Count 2014	75
Unduplicated Head Count 2013	64



Average Age..... 30.9

Race/Ethnicity

White.....	82%
Black or African American	2%
American Indian or Alaska Native.....	0%
Asian	5%
Native Hawaiian or Pacific Islander	0%
Two or More Races.....	2%
Nonresident Alien	2%
Hispanic	7%
Unknown.....	0%
Under-represented	74%

Schedule

Time of Day

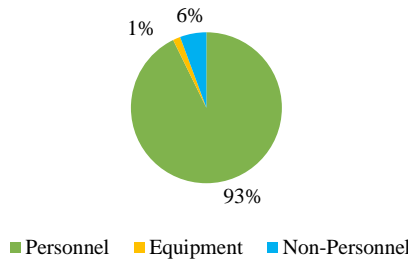
Start before 3 p.m.....	100%
Starts 3 p.m. or after and/or Weekend.....	0%

Program Data

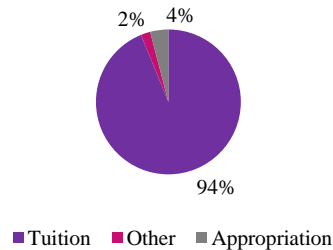
Employees	Headcount	FTE
Fulltime Faculty	2	2.01
Part-time/Adjunct	0	0.00

FYE/FTE Ratio			
Year	FYE	FTE	Ratio
FY 2015	36.67	2.01	18.24
FY 2014	51.70	2.02	25.56
FY 2013	49.83	2.00	24.92

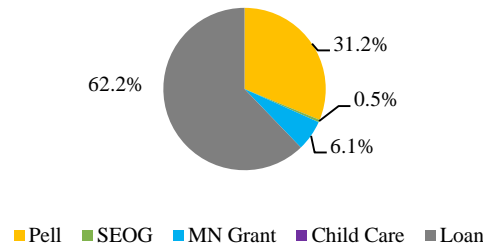
Expenditures



Revenue (Negative percentages not included. Values may be rounded.)



Financial Aid



Financial Aid Recipients	68.4%
Average Financial Aid Amount.....	\$10,003



Award Types Available 2016

- A.A.S.
 - Marine, Motorsport and Outdoor Power Equipment Technician
- Diploma
 - Marine, Motorsport and Outdoor Power Equipment Technician
- Occupational Certificate
 - Motorcycle Technician
 - Outboard Technician
 - Power Equipment Certificate

Desire2Learn

- Online (0)
- Blended (0)
- Face-to-Face (27)

Points of Interest

- 1 year certificates in Marine, Motorcycle, and Outdoor Power Equipment
- 2 year Diploma or A.A.S. Degree
- EETC Accreditation
- Only program of its kind in Metro area