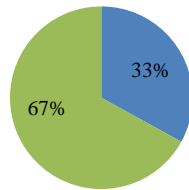
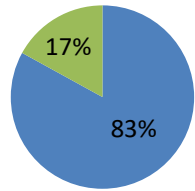


# Interactive Design Video Production At A Glance 2017

## Enrollment

Unduplicated Head Count 2017.....	94
Unduplicated Head Count 2016.....	99
Unduplicated Head Count 2015.....	106



■ Male ■ Female ■ Full Time ■ Part Time

## Demographics

White.....	53%
Black or African American.....	21%
Asian.....	10%
Hispanic.....	5%
American Indian or Alaska Native.....	1%
Hawaiian or Pacific Islander.....	0%
Two or More Races.....	7%
Nonresident Alien.....	0%
Unknown.....	2%

Under-represented.....	61%
Average Age.....	23.7

## Courses Offered

Online.....	0
Blended.....	1
Classroom.....	31

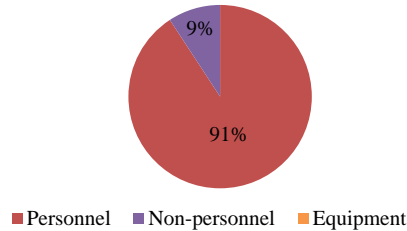
Start before 3 p.m.....	73%
Starts 3 p.m. or after and/or Weekend.....	23%
Start before 3 p.m.....	0%
Start before 3 p.m.....	4%

## Staffing

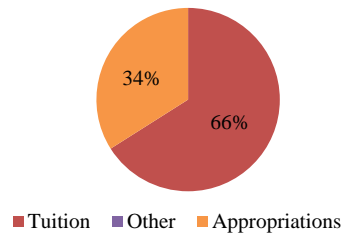
Full Time Faculty.....	2
Part Time/Adjunct.....	3

FYE/FTE Ratio			
Year	FYE	FTE	Ratio
FY 2017	44.23	2.55	17.37
FY 2016	42.33	2.59	15.86
FY 2015	48.17	3.07	15.69

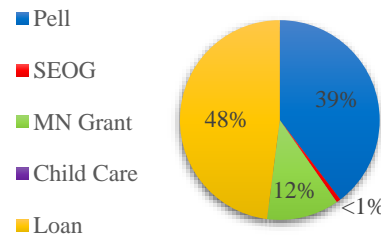
## Expenditures



**Revenue** (Negative percentages not included. Values may be rounded.)



## Financial Aid



Financial Aid Recipients.....	51.1%
Average Financial Aid Amount.....	\$5,668



**Hennepin Technical College**  
A member of  
Minnesota State

## Award Types Available

- A.A.S.
  - Animation and Motion Graphic Artist
  - Interactive Designer
  - Video Production Specialist
- Diploma
  - Animation and Motion Graphic Artist
  - Interactive Designer
  - Video Production Specialist
- Advanced Technical Certificate
  - Motion Graphics
- Occupational Certificate
  - Media Producer

## Points of Interest

- Hands on learning
- Video production studio on campus
- Instruction in 3-D animation
- Enthusiastic faculty
- MCAI-MN
- Partnerships:
  - CenterPoint Energy
  - Erik's Bike Shop