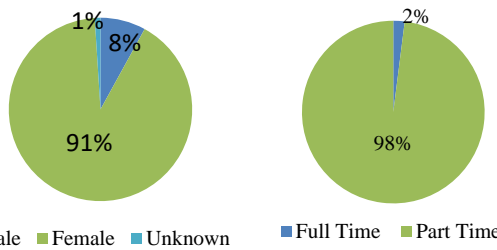


Nursing Assistant At A Glance 2017

Enrollment

Unduplicated Head Count 2017 98
 Unduplicated Head Count 2016 115
 Unduplicated Head Count 2015 153



Demographics

White 48%
 Black or African American 28%
 Asian 8%
 Hispanic 8%
 American Indian or Alaska Native 0%
 Hawaiian or Pacific Islander 0%
 Two or More Races 4%
 Nonresident Alien 1%
 Unknown 3%

Under-represented 59%
 Average Age 27.8

Courses Offered

Online 0
 Blended 0
 Classroom 16

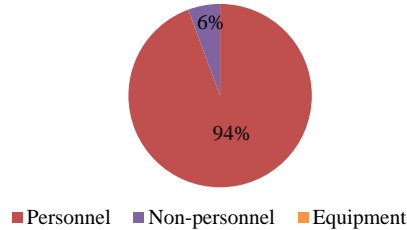
Start before 3 p.m. 88%
 Starts 3 p.m. or after and/or Weekend 0%
 Online 0%
 Arranged 13%

Staffing

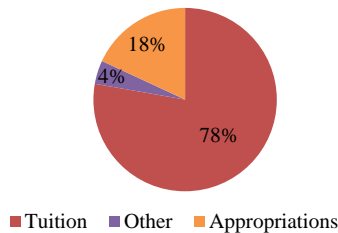
Full Time Faculty 2
 Part Time/Adjunct 7

FYE/FTE Ratio			
Year	FYE	FTE	Ratio
FY 2017	38.50	2.73	14.08
FY 2016	31.00	1.87	16.58
FY 2015	35.19	2.19	16.07

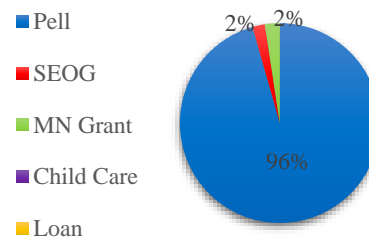
Expenditures



Revenue (Negative percentages not included. Values may be rounded.)



Financial Aid



Financial Aid Recipients 2%
 Average Financial Aid Amount \$4,942



Hennepin Technical College
 A member of
 Minnesota State

Award Types Available

- Preparation for Nursing Assistant State Exam

Points of Interest

- Prepared for Nursing Assistant registry
- Clinical experience in long-term care