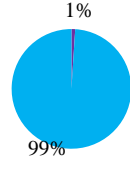
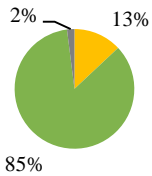


Nursing Assistant At A Glance 2015

Student Demographics

Enrollment

Unduplicated Head Count 2015	153
Unduplicated Head Count 2014	190
Unduplicated Head Count 2013	184



■ Male ■ Female ■ Unknown ■ Full Time ■ Part Time

Average Age.....26.8

Race/Ethnicity

White.....	52%
Black or African American	17%
American Indian or Alaska Native.....	1%
Asian	10%
Native Hawaiian or Pacific Islander	0%
Two or More Races.....	5%
Nonresident Alien	0%
Hispanic	12%
Unknown.....	3%

Under-represented..... **61%**

Schedule

Time of Day

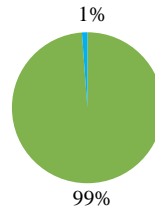
Start before 3 p.m.....	89%
Starts 3 p.m. or after and/or Weekend.....	11%

Program Data

Employees	Headcount	FTE
Fulltime Faculty	1	0.75
Part-time/Adjunct	11	1.44

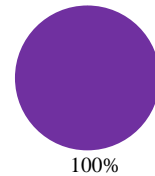
FYE/FTE Ratio			
Year	FYE	FTE	Ratio
FY 2015	35.19	2.19	16.07
FY 2014	55.33	3.86	14.35
FY 2013	66.13	4.42	14.96

Expenditures



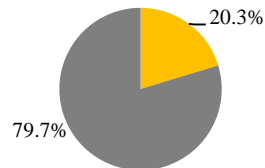
■ Personnel ■ Equipment ■ Non-Personnel

Revenue (Negative percentages not included. Values may be rounded.)



■ Tuition ■ Other ■ Appropriation

Financial Aid



■ Pell ■ SEOG ■ MN Grant ■ Child Care ■ Loan

Financial Aid Recipients 2.0%
Average Financial Aid Amount.....\$3,132



Hennepin Technical College Universities System.

A member of the
Minnesota State
Colleges and
Universities System.

Award Types Available 2016

- Preparation for Nursing Assistant State Exam

Desire2Learn

- Online (0)
- Blended (0)
- Face-to-Face (16)

Points of Interest

- Prepared for Nursing Assistant registry
- Clinical experience in long-term care