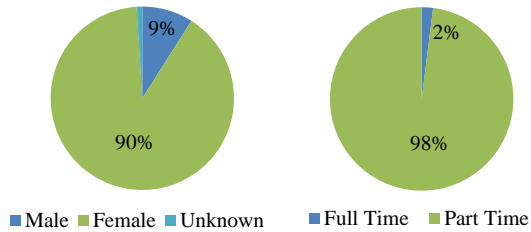


# Nursing Assistant At A Glance 2016

## Enrollment

Unduplicated Head Count 2016..... 115  
 Unduplicated Head Count 2015..... 153  
 Unduplicated Head Count 2014..... 190



## Demographics

White.....49%  
 Black or African American.....28%  
 Asian.....13%  
 Hispanic.....5%  
 American Indian or Alaska Native.....0%  
 Hawaiian or Pacific Islander.....0%  
 Two or More Races.....3%  
 Nonresident Alien.....0%  
 Unknown.....3%

Under-represented.....58%  
 Average Age.....25.4

## Courses Offered

Online.....0  
 Blended.....0  
 Classroom.....26

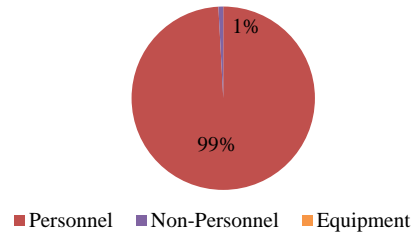
Start before 3 p.m.....100%  
 Starts 3 p.m. or after and/or Weekend.....0%

## Staffing

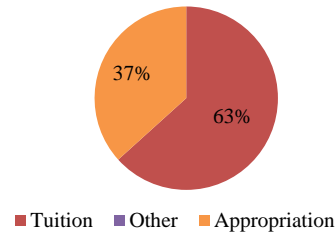
Full Time Faculty.....0  
 Part Time/Adjunct.....5

FYE/FTE Ratio			
Year	FYE	FTE	Ratio
FY 2016	31.00	1.87	16.58
FY 2015	35.19	2.19	16.07
FY 2014	55.33	3.86	14.35

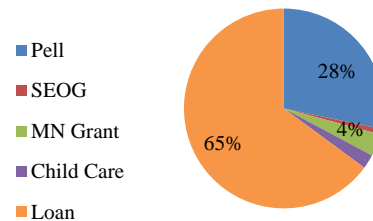
## Expenditures



## Revenue (Negative percentages not included. Values may be rounded.)



## Financial Aid



Financial Aid Recipients.....75.2%  
 Average Financial Aid Amount.....\$7,228



**Hennepin Technical College**  
 A member of  
 Minnesota State

## Award Types Available

- Preparation for Nursing Assistant State Exam

## Points of Interest

- Prepared for Nursing Assistant registry
- Clinical experience in long-term care