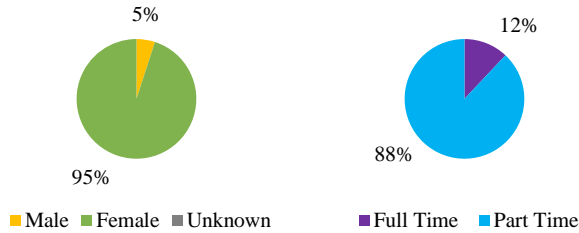


Medical Office At A Glance 2015

Student Demographics

Enrollment

Unduplicated Head Count 2015	275
Unduplicated Head Count 2014	316
Unduplicated Head Count 2013	325



Average Age..... 32.9

Race/Ethnicity

White.....	43%
Black or African American	32%
American Indian or Alaska Native.....	3%
Asian	10%
Native Hawaiian or Pacific Islander	0%
Two or More Races.....	5%
Nonresident Alien	0%
Hispanic	5%
Unknown.....	2%

Under-represented..... **85%**

Schedule

Time of Day

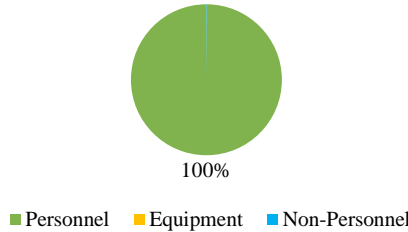
Start before 3 p.m.....	0%
Starts 3 p.m. or after and/or Weekend.....	100%

Program Data

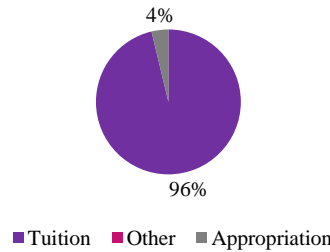
Employees	Headcount	FTE
Fulltime Faculty	0	0.00
Part-time/Adjunct	3	1.43

FYE/FTE Ratio			
Year	FYE	FTE	Ratio
FY 2015	24.46	1.43	17.10
FY 2014	28.03	1.28	21.88
FY 2013	28.53	1.25	22.83

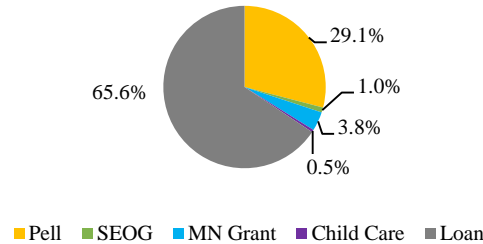
Expenditures



Revenue (Negative percentages not included. Values may be rounded.)



Financial Aid



Financial Aid Recipients 69.5%
Average Financial Aid Amount.....\$7,998



Hennepin Technical College[®] Universities System.

A member of the
Minnesota State
Colleges and

Award Types Available 2016

- A.A.S.
 - Medical Administrative Assistant
- Diploma
 - Medical Administrative Assistant
- Occupational Certificate
 - Medical Receptionist

Desire2Learn

- Online (2)
- Blended (10)
- Face-to-Face (0)

Points of Interest

- Course offerings at both Eden Prairie and Brooklyn Park campuses
- Blended online and fully online course offerings
- Certificate, diploma, and A.A.S. awards
- Growing job market
- Diploma and A.A.S. graduates eligible for CMAA national certification
- B.S. Degree Articulation available with 4-year University