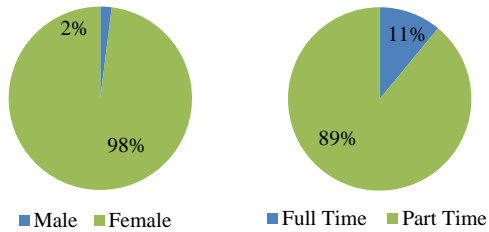


Medical Office At A Glance 2016

Enrollment

Unduplicated Head Count 2016.....	204
Unduplicated Head Count 2015.....	275
Unduplicated Head Count 2014.....	316



Demographics

White.....	45%
Black or African American.....	27%
Asian.....	10%
Hispanic.....	7%
American Indian or Alaska Native.....	4%
Hawaiian or Pacific Islander.....	0%
Two or More Races.....	5%
Nonresident Alien.....	0%
Unknown.....	1%

Under-represented.....	78%
Average Age.....	32.9

Courses Offered

Online.....	5
Blended.....	7
Classroom.....	0

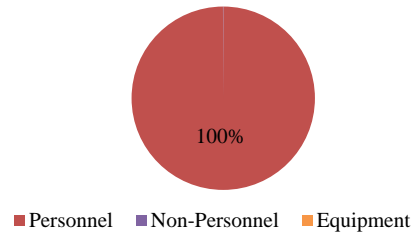
Start before 3 p.m.....	0%
Starts 3 p.m. or after and/or Weekend.....	100%

Staffing

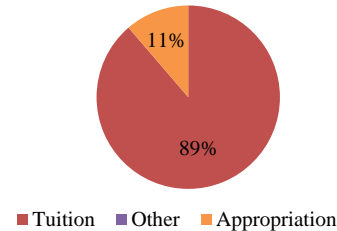
Full Time Faculty.....	0
Part Time/Adjunct.....	3

FYE/FTE Ratio			
Year	FYE	FTE	Ratio
FY 2016	21.90	1.44	15.23
FY 2015	24.46	1.43	17.10
FY 2014	28.03	1.28	21.88

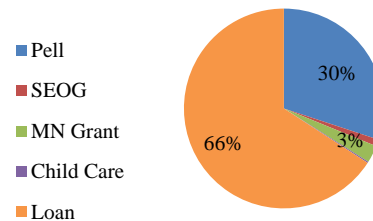
Expenditures



Revenue (Negative percentages not included. Values may be rounded.)



Financial Aid



Financial Aid Recipients.....	59.8%
Average Financial Aid Amount.....	\$8,591



Hennepin Technical College™

A member of
Minnesota State

Award Types Available

- A.A.S.
 - Medical Administrative Assistant
- Diploma
 - Medical Administrative Assistant
- Occupational Certificate
 - Medical Receptionist
 - Office Support

Points of Interest

- Course offerings at both Eden Prairie and Brooklyn Park campuses
- Blended online and fully online course offerings
- Certificate, diploma, and A.A.S. awards
- Growing job market
- Diploma and A.A.S. graduates eligible for CMAA national certification
- B.S. Degree Articulation available with 4-year University