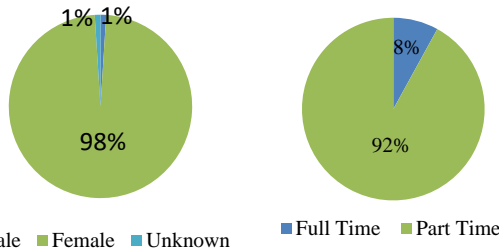


Medical Office At A Glance 2017

Enrollment

Unduplicated Head Count 2017	191
Unduplicated Head Count 2016	204
Unduplicated Head Count 2015	275



Demographics

White	44%
Black or African American	31%
Asian	8%
Hispanic	5%
American Indian or Alaska Native	5%
Hawaiian or Pacific Islander	0%
Two or More Races	4%
Nonresident Alien	1%
Unknown	3%

Under-represented	79%
Average Age	31.8

Courses Offered

Online	8
Blended	4
Classroom	1

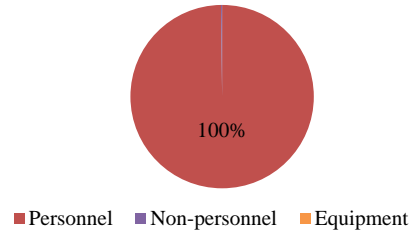
Start before 3 p.m.	0%
Starts 3 p.m. or after and/or Weekend	23%
Online	62%
Arranged	15%

Staffing

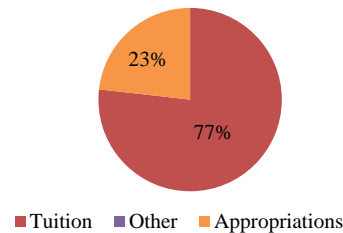
Full Time Faculty	0
Part Time/Adjunct	3

FYE/FTE Ratio			
Year	FYE	FTE	Ratio
FY 2017	20.53	1.34	15.28
FY 2016	21.90	1.44	15.23
FY 2015	24.46	1.43	17.10

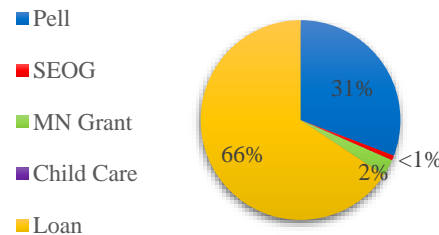
Expenditures



Revenue (Negative percentages not included. Values may be rounded.)



Financial Aid



Financial Aid Recipients	53.9%
Average Financial Aid Amount	\$7,249



Hennepin Technical College
A member of
Minnesota State

Award Types Available

- A.A.S.
 - Medical Administrative Assistant
- Diploma
 - Medical Administrative Assistant
- Occupational Certificate
 - Medical Receptionist
 - Office Support

Points of Interest

- Course offerings at both Eden Prairie and Brooklyn Park campuses
- Blended online and fully online course offerings
- Certificate, diploma, and A.A.S. awards
- Growing job market
- Diploma and A.A.S. graduates eligible for CMAA national certification
- B.S. Degree Articulation available with 4-year University