

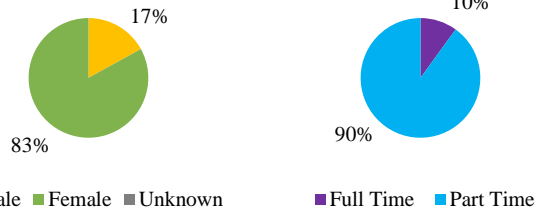
Pharmacy Technician

At A Glance 2015

Student Demographics

Enrollment

Unduplicated Head Count 2015	42
Unduplicated Head Count 2014	64
Unduplicated Head Count 2013	69



Average Age.....26.3

Race/Ethnicity

White.....	38%
Black or African American	36%
American Indian or Alaska Native.....	0%
Asian	24%
Native Hawaiian or Pacific Islander	0%
Two or More Races.....	0%
Nonresident Alien	0%
Hispanic	2%
Unknown.....	0%

Under-represented..... **79%**

Schedule

Time of Day

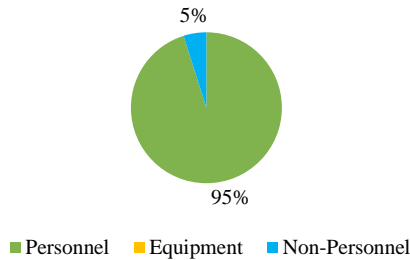
Start before 3 p.m.....	38%
Starts 3 p.m. or after and/or Weekend.....	62%

Program Data

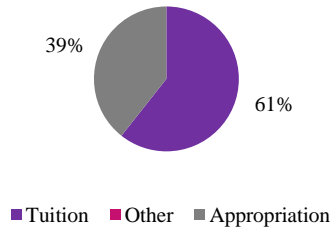
Employees	Headcount	FTE
Fulltime Faculty	1	0.89
Part-time/Adjunct	0	0

FYE/FTE Ratio			
Year	FYE	FTE	Ratio
FY 2015	9.37	0.89	10.52
FY 2014	5.27	0.56	9.36
FY 2013	6.70	0.73	9.18

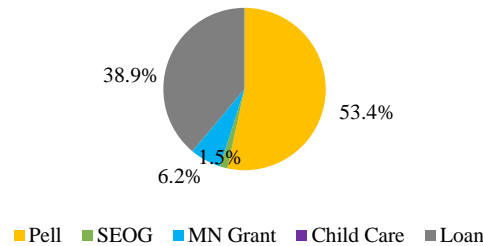
Expenditures



Revenue (Negative percentages not included. Values may be rounded.)



Financial Aid



Financial Aid Recipients	73.8%
Average Financial Aid Amount.....	\$5,020



Award Types Available 2016

- *Diploma*
- Pharmacy Technician

Desire2Learn

- Online (0)
- Blended (0)
- Face-to-Face (8)

Points of Interest

- Diploma offering
- Eden Prairie campus
- Clinical experience in retail and hospital/clinical facilities
- Industry aligned training which prepares graduates to assist pharmacist in medication preparation, administrative services, and customer service