

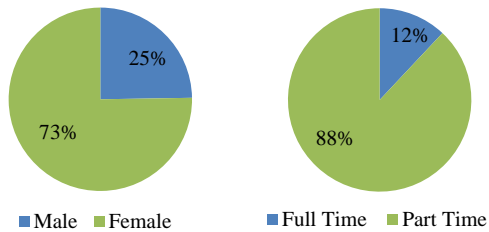
Pharmacy Technician At A Glance 2016



Hennepin Technical College
A member of
Minnesota State

Enrollment

Unduplicated Head Count 2016.....	33
Unduplicated Head Count 2015.....	42
Unduplicated Head Count 2014.....	64



Demographics

White.....	27%
Black or African American.....	39%
Asian.....	21%
Hispanic.....	3%
American Indian or Alaska Native.....	0%
Hawaiian or Pacific Islander.....	0%
Two or More Races.....	6%
Nonresident Alien.....	0%
Unknown.....	3%

Under-represented.....	82%
Average Age.....	27.7

Courses Offered

Online.....	0
Blended.....	0
Classroom.....	6

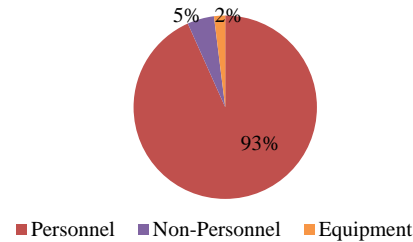
Start before 3 p.m.....	0%
Starts 3 p.m. or after and/or Weekend.....	100%

Staffing

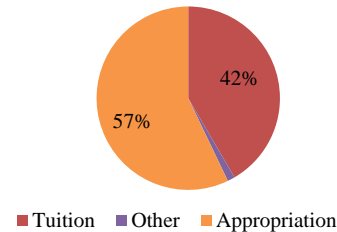
Full Time Faculty.....	0
Part Time/Adjunct.....	1

FYE/FTE Ratio			
Year	FYE	FTE	Ratio
FY 2016	6.90	0.53	12.99
FY 2015	9.37	0.89	10.52
FY 2014	5.27	0.56	9.36

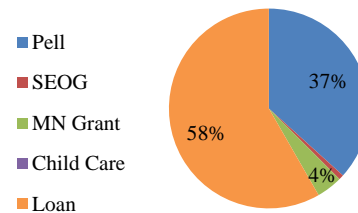
Expenditures



Revenue (Negative percentages not included. Values may be rounded.)



Financial Aid



Financial Aid Recipients.....	69.7%
Average Financial Aid Amount.....	\$6,001

Award Types Available

- Diploma
 - Pharmacy Technician

Points of Interest

- Diploma offering
- Eden Prairie campus
- Clinical experience in retail and hospital/clinical facilities
- Industry aligned training which prepares graduates to assist pharmacist in medication preparation, administrative services, and customer service