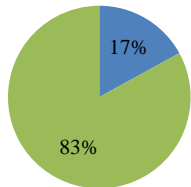
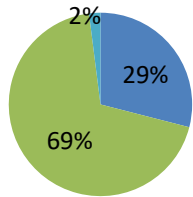


# Pharmacy Technician At A Glance 2017

## Enrollment

Unduplicated Head Count 2017 .....	42
Unduplicated Head Count 2016 .....	33
Unduplicated Head Count 2015 .....	42



■ Male ■ Female ■ Unknown ■ Full Time ■ Part Time

## Demographics

White .....	21%
Black or African American .....	40%
Asian .....	12%
Hispanic .....	17%
American Indian or Alaska Native .....	0%
Hawaiian or Pacific Islander .....	0%
Two or More Races .....	10%
Nonresident Alien .....	0%
Unknown .....	0%

Under-represented .....	95%
Average Age .....	28.0

## Courses Offered

Online .....	3
Blended .....	1
Classroom .....	6

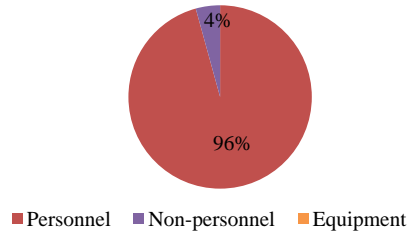
Start before 3 p.m. ....	0%
Starts 3 p.m. or after and/or Weekend .....	50%
Start before 3 p.m. ....	30%
Start before 3 p.m. ....	20%

## Staffing

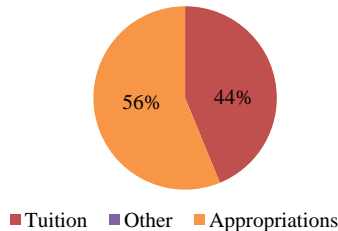
Full Time Faculty .....	0
Part Time/Adjunct .....	2

FYE/FTE Ratio			
Year	FYE	FTE	Ratio
FY 2017	8.60	0.94	9.19
FY 2016	6.90	0.53	12.99
FY 2015	9.37	0.89	10.52

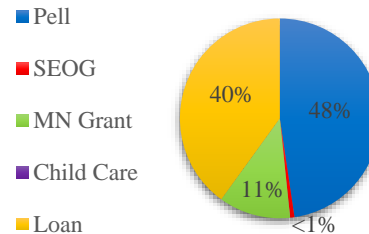
## Expenditures



## Revenue (Negative percentages not included. Values may be rounded.)



## Financial Aid



Financial Aid Recipients .....	81.0%
Average Financial Aid Amount .....	\$4,915



Hennepin Technical College™

A member of  
Minnesota State

## Award Types Available

- Diploma
  - Pharmacy Technician

## Points of Interest

- Diploma offering
- Eden Prairie campus
- Clinical experience in retail and hospital/clinical facilities
- Industry aligned training which prepares graduates to assist pharmacist in medication preparation, administrative services, and customer service