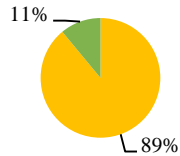


Public Works At A Glance 2015

Student Demographics

Enrollment

Unduplicated Head Count 2015	36
Unduplicated Head Count 2014	44
Unduplicated Head Count 2013	55



Male Female Full Time Part Time

Average Age.....26.9

Race/Ethnicity

White.....	78%
Black or African American	8%
American Indian or Alaska Native.....	3%
Asian	6%
Native Hawaiian or Pacific Islander	0%
Two or More Races.....	3%
Nonresident Alien	0%
Hispanic	3%
Unknown.....	0%

Under-represented58%

Schedule

Time of Day

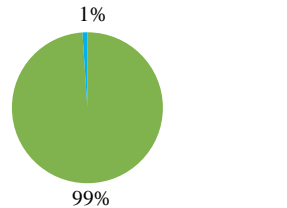
Start before 3 p.m.....	56%
Starts 3 p.m. or after and/or Weekend.....	44%

Program Data

Employees	Headcount	FTE
Fulltime Faculty	0	0
Part-time/Adjunct	6	0.84

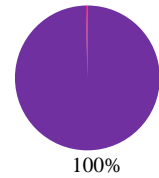
FYE/FTE Ratio			
Year	FYE	FTE	Ratio
FY 2015	12.67	0.84	15.08
FY 2014	17.07	0.75	22.73
FY 2013	21.40	0.84	25.48

Expenditures



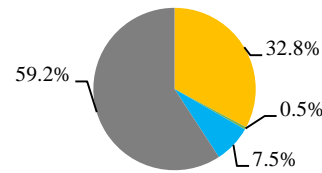
Personnel Equipment Non-Personnel

Revenue (Negative percentages not included. Values may be rounded.)



Tuition Other Appropriation

Financial Aid



Pell SEOG MN Grant Child Care Loan

Financial Aid Recipients	44.4%
Average Financial Aid Amount.....	\$7,961



Hennepin Technical College A member of the Minnesota State Colleges and Universities System.

Award Types Available 2016

- Diploma
 - Street, Utility, and Park Maintenance Technician

Desire2Learn

- Online (2)
- Blended (0)
- Face-to-Face (8)

Points of Interest

- Classroom and hands-on, skills based training
- High demand positions locally and throughout the United States