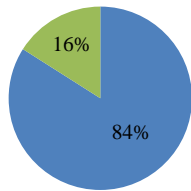


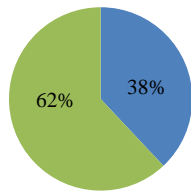
Public Works At A Glance 2016

Enrollment

| | |
|-----------------------------------|----|
| Unduplicated Head Count 2016..... | 32 |
| Unduplicated Head Count 2015..... | 36 |
| Unduplicated Head Count 2014..... | 44 |



■ Male ■ Female



■ Full Time ■ Part Time

Demographics

| | |
|---------------------------------------|-----|
| White..... | 78% |
| Black or African American..... | 12% |
| Asian..... | 3% |
| Hispanic..... | 3% |
| American Indian or Alaska Native..... | 0% |
| Hawaiian or Pacific Islander..... | 0% |
| Two or More Races..... | 3% |
| Nonresident Alien..... | 0% |
| Unknown..... | 0% |

| | |
|------------------------|------|
| Under-represented..... | 59% |
| Average Age..... | 26.8 |

Courses Offered

| | |
|----------------|---|
| Online..... | 1 |
| Blended..... | 1 |
| Classroom..... | 7 |

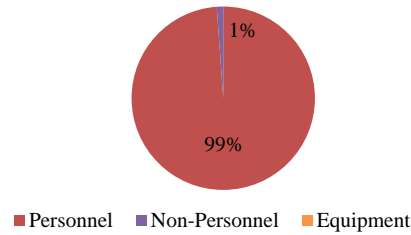
| | |
|--|-----|
| Start before 3 p.m..... | 44% |
| Starts 3 p.m. or after and/or Weekend..... | 56% |

Staffing

| | |
|------------------------|---|
| Full Time Faculty..... | 0 |
| Part Time/Adjunct..... | 5 |

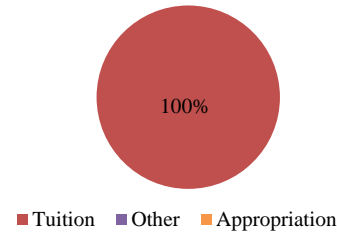
| FYE/FTE Ratio | | | |
|---------------|-------|------|-------|
| Year | FYE | FTE | Ratio |
| FY 2016 | 13.93 | 0.88 | 15.92 |
| FY 2015 | 12.67 | 0.84 | 15.08 |
| FY 2014 | 17.07 | 0.75 | 22.73 |

Expenditures



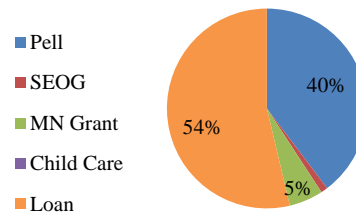
■ Personnel ■ Non-Personnel ■ Equipment

Revenue (Negative percentages not included. Values may be rounded.)



■ Tuition ■ Other ■ Appropriation

Financial Aid



| | |
|-----------------------------------|---------|
| Financial Aid Recipients..... | 37.5% |
| Average Financial Aid Amount..... | \$8,037 |



Hennepin Technical College™

A member of
Minnesota State

Award Types Available

- Diploma
 - Street, Utility, and Park Maintenance Technician

Points of Interest

- Classroom and hands-on, skills based training
- High demand positions locally and throughout the United States