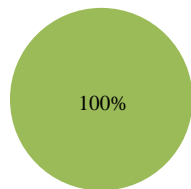
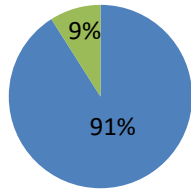


Public Works At A Glance 2017

Enrollment

Unduplicated Head Count 2017	35
Unduplicated Head Count 2016	32
Unduplicated Head Count 2015	36



■ Male ■ Female ■ Unknown ■ Full Time ■ Part Time

Demographics

White	69%
Black or African American	17%
Asian	0%
Hispanic	9%
American Indian or Alaska Native	0%
Hawaiian or Pacific Islander	0%
Two or More Races	3%
Nonresident Alien	0%
Unknown	3%

Under-represented	46%
Average Age	25.1

Courses Offered

Online	0
Blended	0
Classroom	13

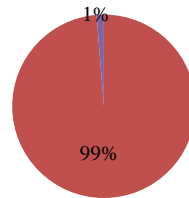
Start before 3 p.m.	15%
Starts 3 p.m. or after and/or Weekend	62%
Online	0%
Arranged	23%

Staffing

Full Time Faculty	4
Part Time/Adjunct	4

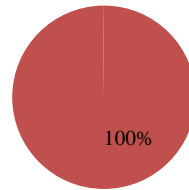
FYE/FTE Ratio			
Year	FYE	FTE	Ratio
FY 2017	12.90	1.15	11.23
FY 2016	13.93	0.88	15.92
FY 2015	12.67	0.84	15.08

Expenditures



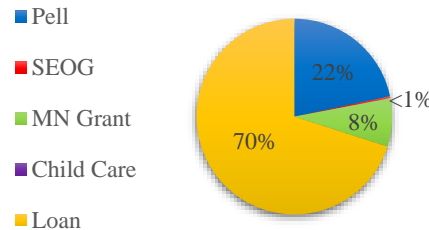
■ Personnel ■ Non-personnel ■ Equipment

Revenue (Negative percentages not included. Values may be rounded.)



■ Tuition ■ Other ■ Appropriations

Financial Aid



Financial Aid Recipients	34.3%
Average Financial Aid Amount	\$6,614



Hennepin Technical College
A member of
Minnesota State

Award Types Available

- Diploma
 - Street, Utility, and Park Maintenance Technician

Points of Interest

- Classroom and hands-on, skills based training
- High demand positions locally and throughout the United States