

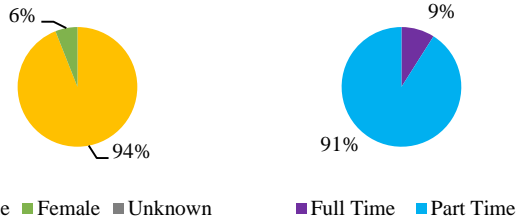
Welding and Metal Fabrication

At A Glance 2015

Student Demographics

Enrollment

Unduplicated Head Count 2015 180
 Unduplicated Head Count 2014 191
 Unduplicated Head Count 2013 205



Average Age 29.7

Race/Ethnicity

White 69%
 Black or African American 17%
 American Indian or Alaska Native 1%
 Asian 3%
 Native Hawaiian or Pacific Islander 0%
 Two or More Races 3%
 Nonresident Alien 0%
 Hispanic 4%
 Unknown 3%
Under-represented 64%

Schedule

Time of Day

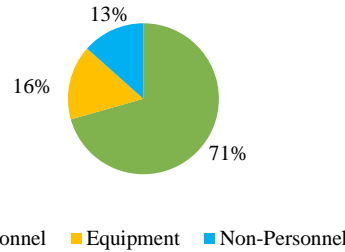
Start before 3 p.m. 65%
 Starts 3 p.m. or after and/or Weekend 35%

Program Data

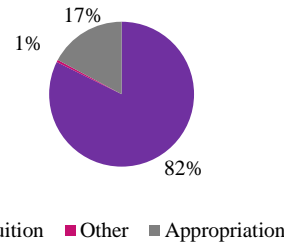
Employees	Headcount	FTE
Fulltime Faculty	1	1.51
Part-time/Adjunct	3	2.77

FYE/FTE Ratio			
Year	FYE	FTE	Ratio
FY 2015	76.63	4.28	17.90
FY 2014	76.27	4.22	18.06
FY 2013	83.77	4.25	19.71

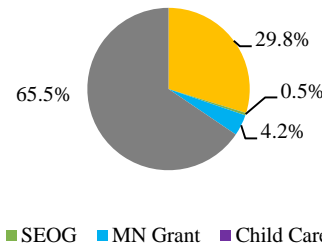
Expenditures



Revenue (Negative percentages not included. Values may be rounded.)



Financial Aid



Financial Aid Recipients 53.3%
 Average Financial Aid Amount \$6,509



Award Types Available 2016

- *Diploma*
 - Welding
- *Occupational Certificate*
 - GMAW Production Welder (MIG)
 - GTAW Production Welder (TIG)
 - Structural Iron Fabrication and Repair

Desire2Learn

- Online (0)
- Blended (0)
- Face-to-Face (233)

Points of Interest

- Well-equipped labs
- Day and evening offerings
- Certified faculty: American Welding Society- Welding Inspector, Welding Educator