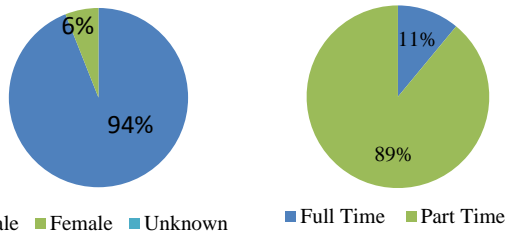


# Welding and Metal Fabrication At A Glance 2017

## Enrollment

Unduplicated Head Count 2017 ..... 140  
 Unduplicated Head Count 2016 ..... 183  
 Unduplicated Head Count 2015 ..... 180



## Demographics

White ..... 67%  
 Black or African American ..... 14%  
 Asian ..... 4%  
 Hispanic ..... 6%  
 American Indian or Alaska Native ..... 2%  
 Hawaiian or Pacific Islander ..... 0%  
 Two or More Races ..... 4%  
 Nonresident Alien ..... 0%  
 Unknown ..... 2%

Under-represented ..... 59%  
 Average Age ..... 28.8

## Courses Offered

Online ..... 0  
 Blended ..... 0  
 Classroom ..... 217

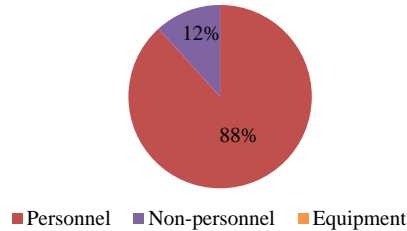
Start before 3 p.m. .... 65%  
 Starts 3 p.m. or after and/or Weekend ..... 35%  
 Online ..... 0%  
 Arranged ..... 0%

## Staffing

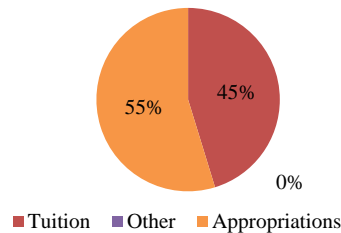
Full Time Faculty ..... 1  
 Part Time/Adjunct ..... 3

FYE/FTE Ratio			
Year	FYE	FTE	Ratio
FY 2017	55.97	2.50	22.39
FY 2016	78.50	4.16	18.89
FY 2015	76.63	4.16	18.42

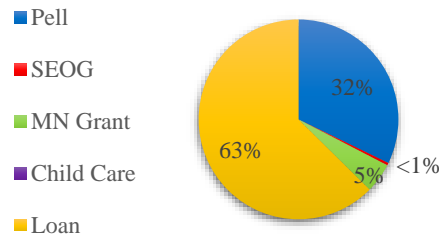
## Expenditures



## Revenue (Negative percentages not included. Values may be rounded.)



## Financial Aid



Financial Aid Recipients ..... 40.0%  
 Average Financial Aid Amount ..... \$5,814



**Hennepin Technical College**  
 A member of  
 Minnesota State

## Award Types Available

- *Diploma*
  - Welding
- *Occupational Certificate*
  - GMAW Production Welder (MIG)
  - GTAW Production Welder (TIG)
  - Structural Iron Fabrication and Repair

## Points of Interest

- Well-equipped labs
- Day and evening offerings
- Certified faculty: American Welding Society-  
 Welding Inspector, Welding Educator